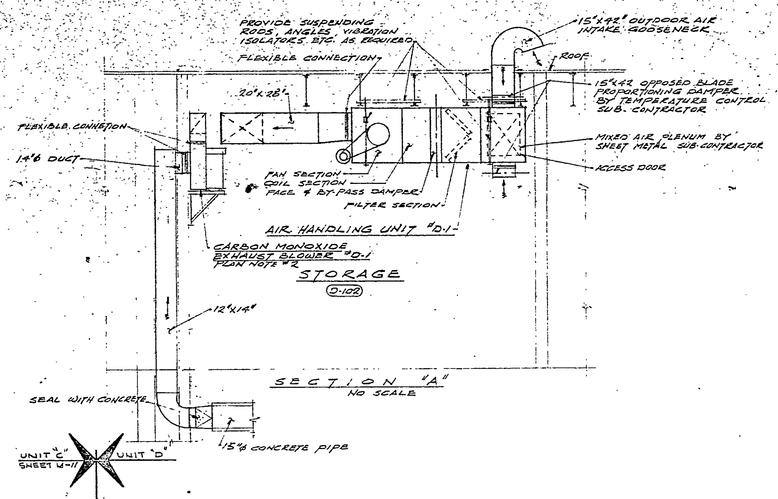

SECTION "A"
NO SCALE

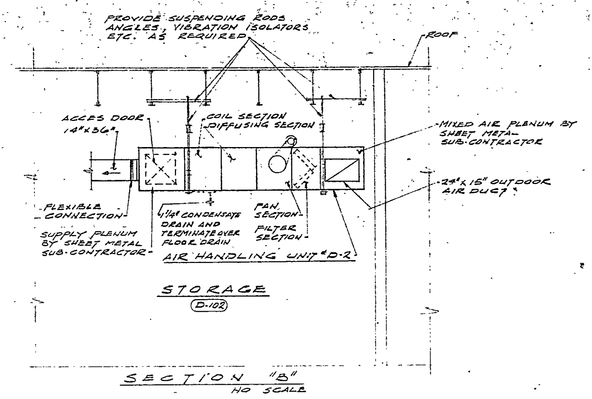

SECTION "B"
NO SCALE

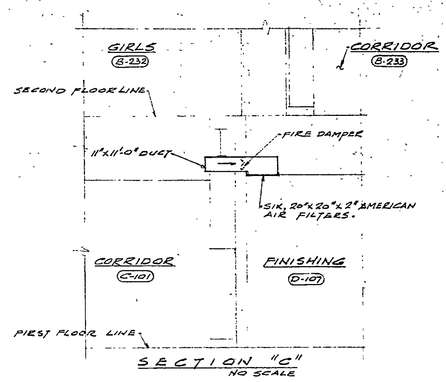

SECTION "C"
NO SCALE

PLAN NOTES

1. 24"x18" RETURN AIR REGISTER AND 22"x8" DUCT UP TO CEILING PLENUM.
2. TRANE UTILITY SET, SIZE 1252 WITH VARIAT DRIVE, OP-BLADE DAMPERS AND COUNTER CLOCKWISE ROTATION; CAPACITY SHALL BE 1700 CFM AGAINST A STATIC PRESSURE OF 2" W.G. MOTOR DATA: 1.0 H.P., 1800 RPM, 3 PHASE, 60 CYCLE.
3. ALL SAW DUST COLLECTING SYSTEM BRANCH DUCTS SHALL BE CAPPED ABOVE CEILING FOR FUTURE CONNECTION BY OWNER.
4. 24"x10" RETURN AIR GRILLE & 24"x7" DUCT DOWN TO TUNNEL & UP TO CEILING PLENUM. 1000 CFM.
5. 30"x30" RETURN AIR GRILLE & 30"x12" DUCT DOWN TO TUNNEL & UP TO CEILING PLENUM. 3200 CFM.
6. 11"x7" & 11" OPENING ABOVE CEILING BY GENERAL CONTRACTOR.
7. SIX 20"x20"x2" AMERICAN AIR FILTERS, TYPE HV-2 WITH TYPE G FRAMES, INSTALLED IN CEILING. COORDINATE WITH GENERAL CONTRACTOR.
8. PROVIDE 12"x12" GRILL IN CEILING & 12"x9" LINED DUCT, STUB DUCT ABOVE CORRIDOR CEILING
9. 4'-0"x1'-0" PLASTER OPENING ABOVE CEILING BY GENERAL CONTRACTOR.
10. 48"x48" OPENING IN ROOF CONSTRUCTION TO 48"Ø RELIEF VENT.
11. 8"x8" OPENING IN ROOF CONSTRUCTION TO 8"Ø GRAVITY VENT.
12. EXHAUST DUCT STUBBED INTO PLENUM SPACE ABOVE LOCKERS.
13. TORIT MODEL #36 HIGH EFFICIENCY CENTRIFUGAL SEPARATOR 750 CFM @ 9.1" S.P., 20 H.P. 1800 RPM, 3 PHASE, 60 CYCLE — UNIT SHALL BE COMPLETELY WEATHER PROOF.
14. MECHANICAL CONTRACTOR SHALL REMOVE EXISTING CLASS ROOM UNIT VENTILATORS, FIN RADIATION, PIPING, ETC. IN THIS ROOM.

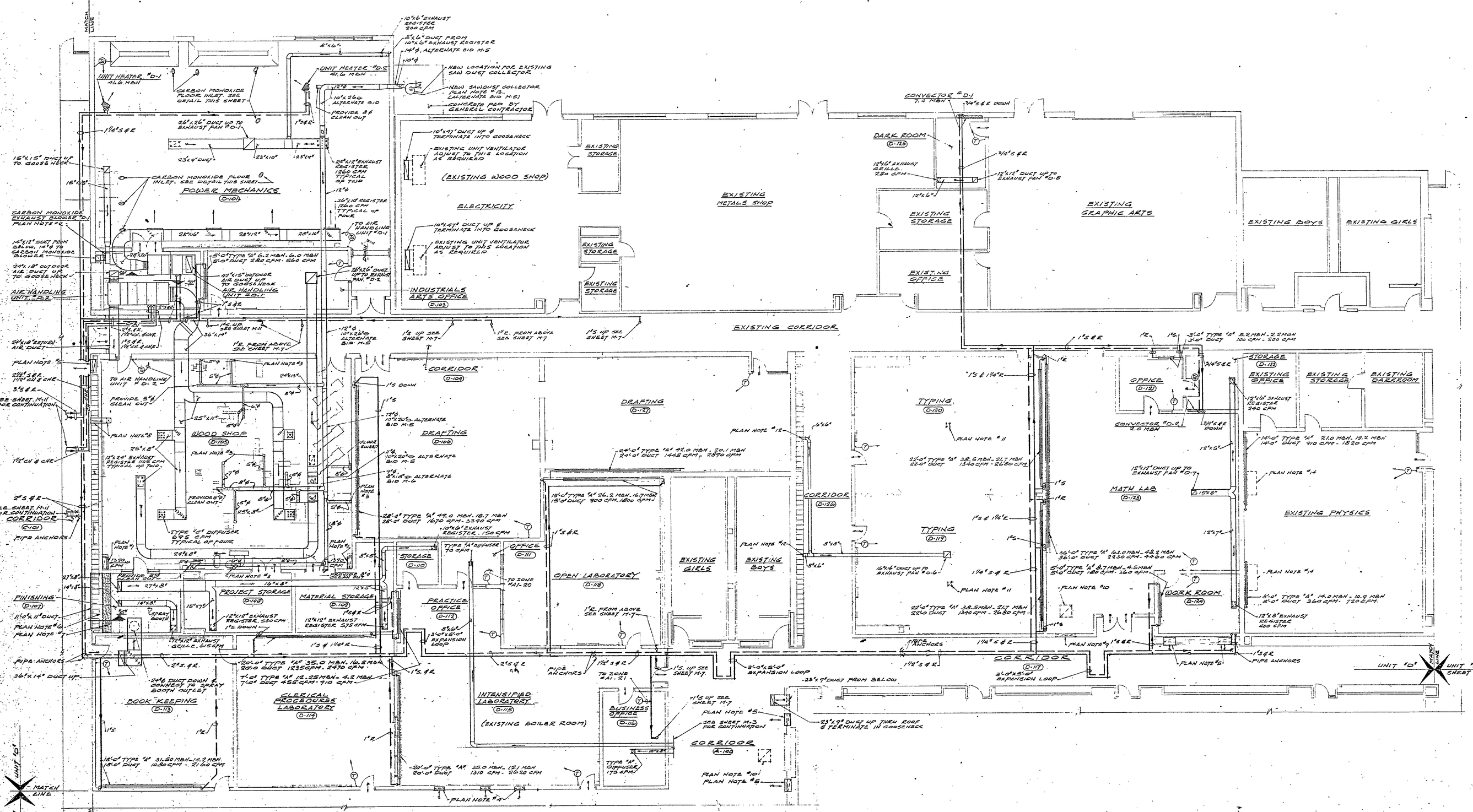

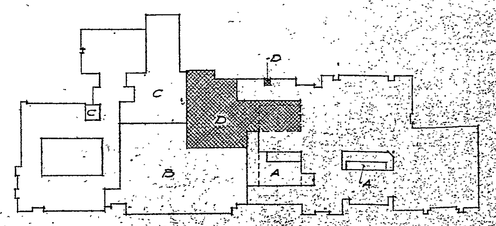

FIRST FLOOR UNIT D KEY PLAN
NO SCALE

UNIT "D" HEATING VENTILATING & AIR CONDITIONING FLOOR PLAN
SCALE: 1/8" = 1'-0"

JOB NO. 1694 7/68

68 M 19

71

EVERETT I. BROWN COMPANY -- ARCHITECTS & ENGINEERS
5500 BRADBURY AVENUE — PARK FLETCHER
INDIANAPOLIS — INDIANA

SHEET M-18 OF 33

ADDITION TO CHESTERTON HIGH SCHOOL