FOOTING SCHEDULE			
MARK	WIDTH (MINIMUM)	TOP OF FOOTING BELOW ELEVATION 100'-0"	ELEVATION BOTTOM OF FOOTING
FB1	1'-6"	2'-8"	96.33'
FB2	1'-8"	2'-8"	96.33'
FB3	1'-0"	2'-8"	96.33'
FB4	1'-0"	2'-8"	96.33'
FB5	1'-0"	2'-0"	96.33'

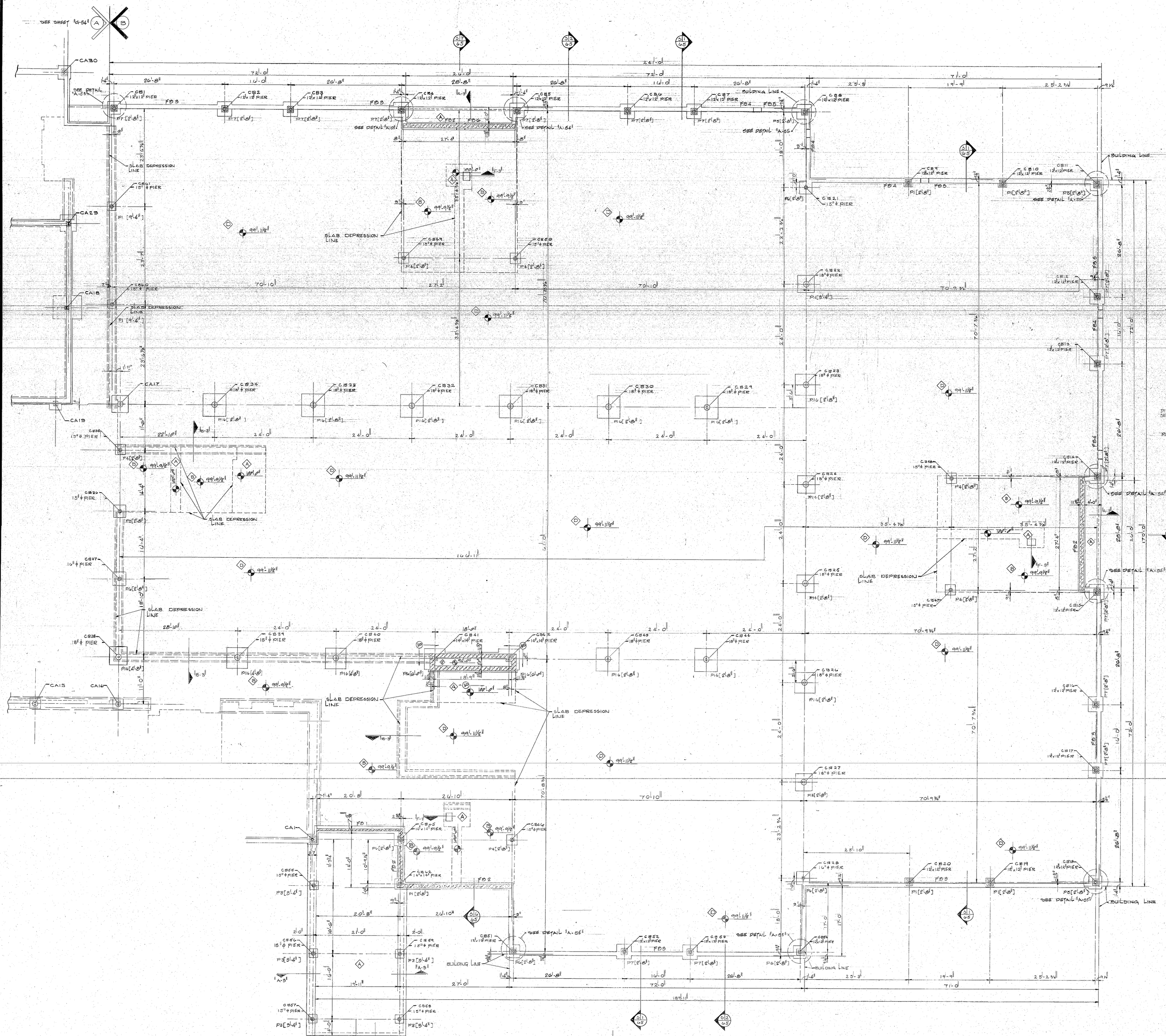

UNIT "B" FOUNDATION & FIRST FLOOR FRAMING PLAN

SCALE 1/8" = 1'-0"

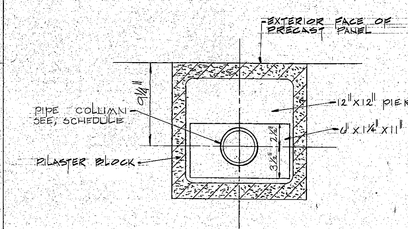

COLUMN BASE PLATE DETAIL FOR COLUMNS

CB1 THRU CB7, CB12 THRU CB17, CB52 AND CB53.

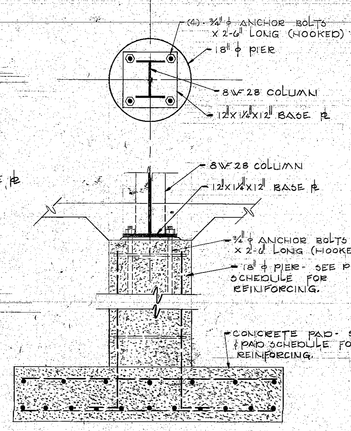

INTERIOR COLUMN BASE DETAIL FOR COLUMNS CA11, CA12, CA14 THRU CA16, CA25 THRU CA29, CB22 THRU CB27, CB29 THRU CB34, AND CB38 THRU CB44.

NOTE:
FOR ALL OTHER INTERIOR COLUMNS NOT INCLUDED ABOVE SEE "TYPICAL INTERIOR COLUMN BASE DETAIL" ON SHEET G-5B.

FOUNDATION PLAN NOTES UNIT "B"

1. SEE SHEET "G-3" FOR GENERAL FOUNDATION NOTES, DETAILS, CONCRETE PAD, CONCRETE PIER AND CONCRETE SLAB SCHEDULES.
2. SEE SHEET "G-5A" FOR COLUMN SCHEDULE AND ELEVATION TOP OF PIER.
3. 99'-0" DENOTES ELEVATION TOP OF CONCRETE SLAB.
4. ⊕ DENOTES WATERPROOFING SEE SPECIFICATIONS.

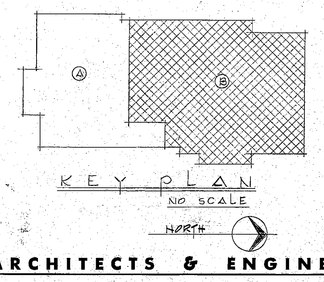

KEY PLAN

NO SCALE

NORTH

NORTH

EVERETT I. BROWN COMPANY -- ARCHITECTS & ENGINEERS

5500 BRADBURY AVENUE — PARK FLETCHER

INDIANAPOLIS INDIANA

SHEET G-58 OF 72

LIBERTY ELEMENTARY SCHOOL