SITE PLAN NOTES

1. SEE SHEET E-18 FOR SYMBOLS, DETAILS, SCHEDULES AND GENERAL NOTES.
2. ELECTRICAL CONTRACTOR SHALL PAY ALL FEES AND OTHER COSTS NOT BORNE BY LOCAL POWER COMPANY TO PROVIDE COMPLETE NEW ELECTRICAL SERVICE.
3. ELECTRICAL CONTRACTOR SHALL PAY ALL FEES AND OTHER COSTS NOT BORNE BY LOCAL TELEPHONE COMPANY TO PROVIDE COMPLETE NEW TELEPHONE SERVICE.
4. ELECTRICAL CONTRACTOR SHALL RELOCATE OR REMOVE ANY OF ALL EXISTING SERVICES, POLES ETC. AS MAY BE REQUIRED TO ACCOMODATE ANY NEW CONSTRUCTION.
5. ELECTRICAL CONTRACTOR SHALL BACKFILL THE EXCAVATION FOR ALL CONDUIT RUNS UNDER SIDEWALKS AND PAVED AREAS WITH BANK RUN GRAVEL OR SAND.
6. ALL EXTERIOR CONDUIT RUNS SHALL BE RIGID GALVANIZED CONDUIT ENCASED IN CONCRETE MINIMUM 3'-0" BELOW GRADE.
7. ALL WORK SHOWN ON THIS SHEET IS NEW AND BY ELECTRICAL CONTRACTOR UNLESS OTHERWISE NOTED.
8. PAD MOUNTED TRANSFORMER BY POWER COMPANY. CONCRETE PAD BY GENERAL CONTRACTOR

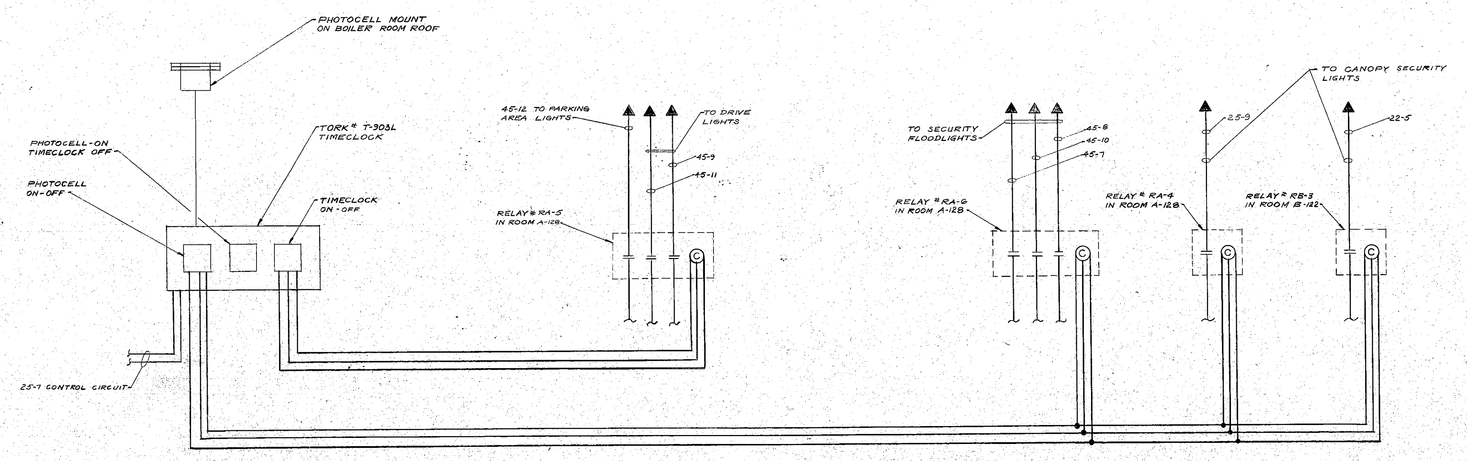

EXTERIOR LIGHTING CONTROL DIAGRAM
NO SCALE

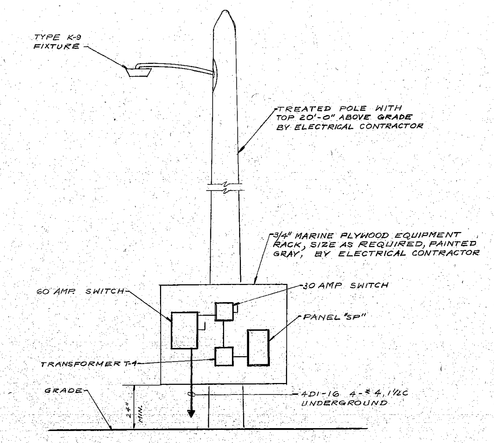

SEWAGE PLANT EQUIPMENT RACK
ALTERNATE E-7 TO DIVISION "E2"
NO SCALE

PANEL SCHEDULE				
MARK TYPE MOUNT	CIRCUITS	BREAKER POLES RATING	BREAKER FRAME SIZE	REMARKS
SP NLAB SURFACE	1 - 6 7 - 12	1P-20 1P-20	EQB SPACE	WEATHERPROOF; 100 AMP MAIN LUGS. ALL BREAKERS SHALL BE AMBIENT COMPENSATED. PANEL VOLTAGE 120/240, 1-Ø-3W

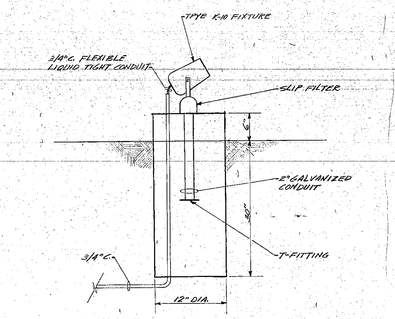

SCHOOL SIGN LIGHTING DETAIL
NO SCALE

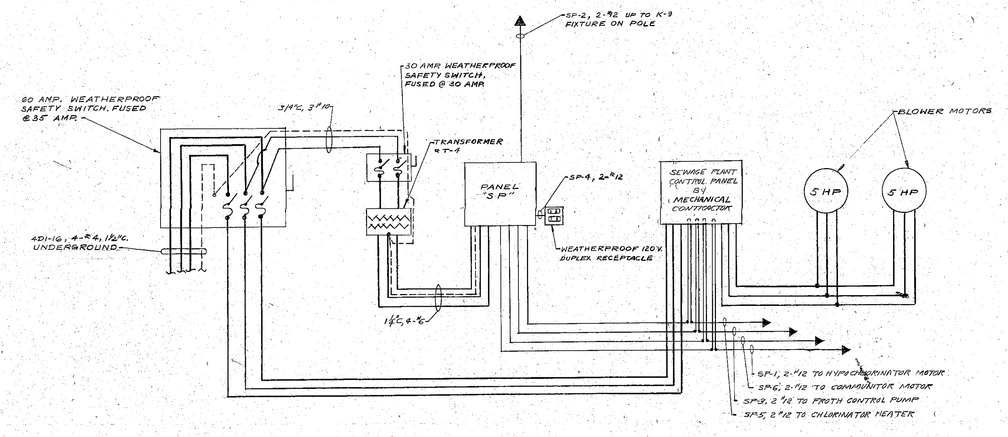

SEWAGE PLANT POWER RISER DIAGRAM
ALTERNATE E-7 TO DIVISION "E2"
NO SCALE

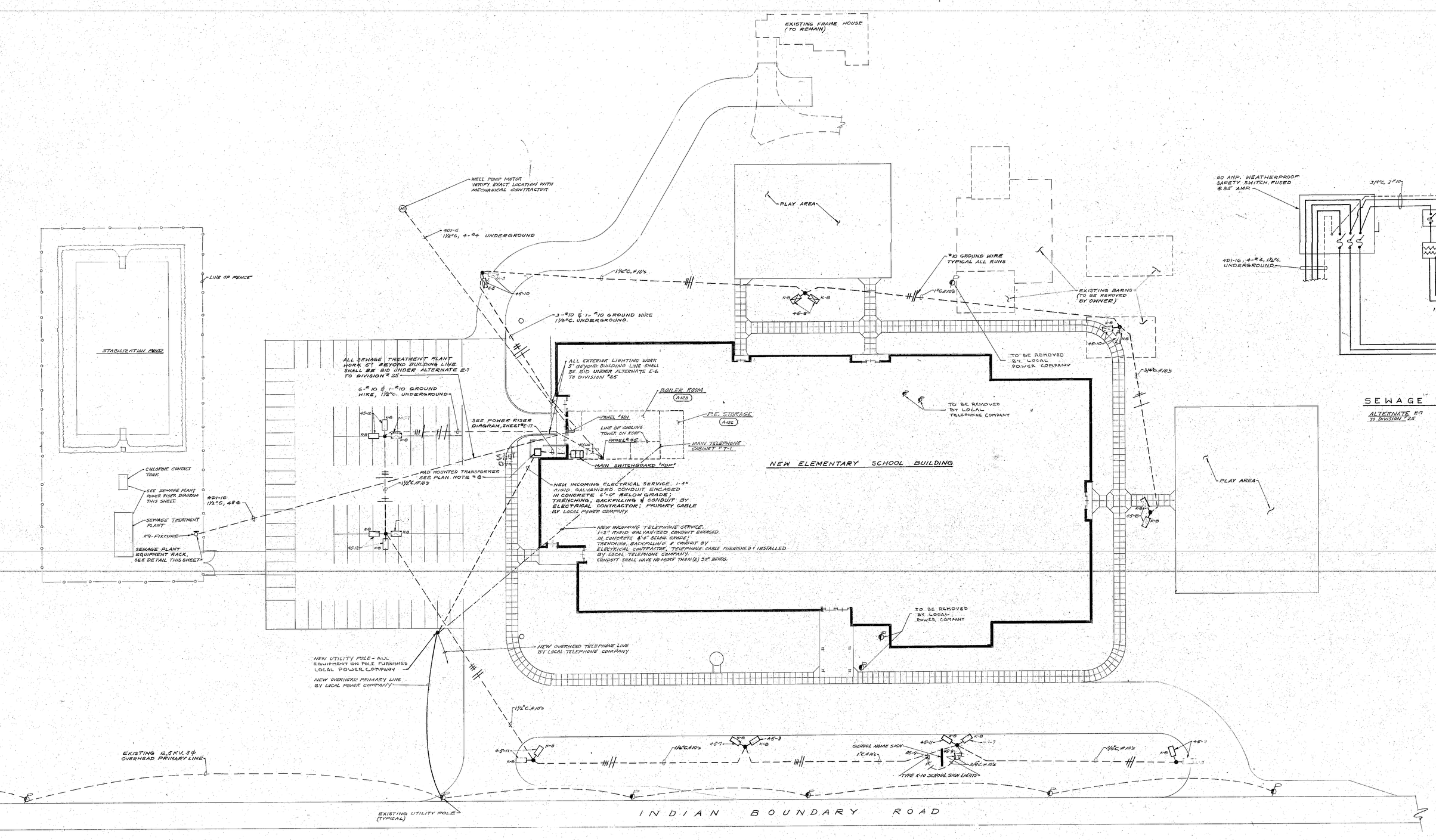

ELECTRICAL SITE PLAN
SCALE 1" = 30'-0"

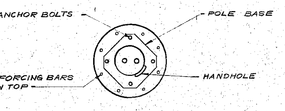

SECTION "A-A"
NO SCALE

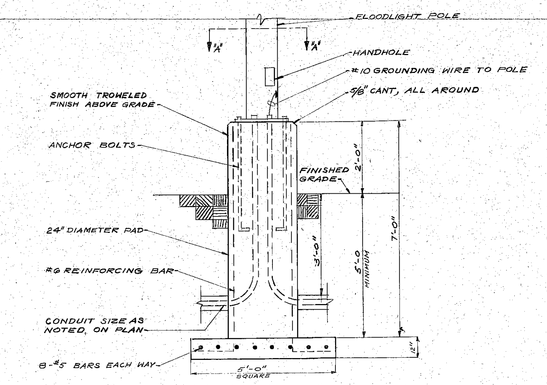

FLOODLIGHT POLE BASE DETAIL
NO SCALE

NOTE: VERIFY BASE DEPTH WITH SOIL CONDITIONS.

EVERETT I. BROWN COMPANY -- ARCHITECTS & ENGINEERS
5500 BRADBURY AVENUE — PARK FLETCHER
INDIANAPOLIS INDIANA

BRUMMITT ACRES ELEMENTARY SCHOOLS

JOB # 1898 JULY/1968