NOTE: SEE SPECIFICATIONS FOR ADDITIONAL DESCRIPTIONS OF ITEMS LISTED IN THIS SCHEDULE

EQUIPMENT SCHEDULE

ITEM NO.	CATALOG NO.	DESCRIPTION	REQUIRED NO.
		EXISTING HOME ECONOMICS A-144	
1.	25556 MUTSCHLER BROS. CAT. NUMBER	WALL MOUNTED MIRROR ASSEMBLY	1
2.	25548 MUTSCHLER BROS. CAT. NUMBER	SLIDING TRAY BASE UNIT - 24" DEEP	1
3.	SP-950	DISPLAY CASE	1
4.	K-209V	CLEANING UTENSIL STORAGE CASE	1
5.	G-328H	IRONING EQUIPMENT STORAGE CASE (PROVIDE LOCK FOR DOORS.)	1
6.	H-501V	GENERAL STORAGE CASE	2
7.	K-214V	TOTE TRAY STORAGE CASE	1
8.	N-531H	FOOD STAPLES STORAGE CASE. (PROVIDE LOCK FOR DOORS)	1
9.	BI-255 MODIFIED	RANGE BASE UNIT	1
10.	BI-164 MODIFIED	DRAWER & CUPBOARD BASE	1
11.	SPECIAL	2'-0" WIDE OPEN SPACE, FOR DISHWASHER BY OWNER, WITH FINISHED WOOD BACK PANEL.	1
12.	25556 MODIFIED	SINK BASE UNIT	1
13.	SPECIAL	DEMONSTRATION MIRROR: "VUE-MASTER" AS MANUFACTURED BY CREATIVE ENGINEERING, WARSAW, INDIANA OR EQUAL. SEE DETAIL D-1 THIS SHEET.	1
		FITTING & GROOMING A-111	
1.	5831 MUTSCHLER BROTHERS CATALOG NO. MODIFIED	GROOMING ASSEMBLY	1
2.	3273 MUTSCHLER BROTHERS CATALOG NO. MODIFIED	WARDROBE - GENERAL STORAGE CASE	1
3.	25556 MUTSCHLER BROS. CATALOG NO.	WALL MOUNTED MIRROR ASSEMBLY	1

ITEM NO.	CATALOG NO.	DESCRIPTION	REQUIRED NO.
		ART B-145	
1.	10V32 MODIFIED	OPEN SHELVING UNIT. 24" DEEP.	1
2.	BI-164	DRAWER AND CUPBOARD BASE UNIT.	1
3.	BI-222	REVOLVING CORNER STORAGE BASE UNIT.	8
4.	BI-175	DRAWER BASE UNIT.	2
5.	SH-866	SINK BASE UNIT.	1
6.	BI-171	DRAWER AND CUPBOARD BASE UNIT.	1
7.	BI-168	DRAWER AND CUPBOARD BASE UNIT.	1
8.	25548 MUTSCHLER BROTHERS CATALOG NO.	SLIDING TRAY BASE UNIT.	2
9.	25548 MUTSCHLER BROTHERS CATALOG NO. MODIFIED	SLIDING TRAY BASE UNIT.	2
10.	G-309V	CLEANING UTENSIL STORAGE CASE.	1
11.	U-401V	GENERAL SHELF STORAGE CASE	2
12.	3161 MUTSCHLER BROTHERS CATALOG NO.	DRAWING BOARD STORAGE CASE. 28" DEEP.	1
13.	N-522H	SMOCK STORAGE	1
14.	13V689 HAMILTON CATALOG NO.	GENERAL STORAGE AND FILE CASE. (PROVIDE LOCK FOR DOORS)	1
15.	N-515V MODIFIED	DISPLAY AND STORAGE CASE.	1
		CRAFTS B-144	
1.	BI-168	DRAWER & CUPBOARD BASE UNIT	2
2.	SPECIAL	2'-0" KNEE SPACE	8
3.	BI-175	DRAWER BASE UNIT	7
4.	10V35 MODIFIED	OPEN SHELVING UNIT - 20" DEEP	1
5.	BI-164	DRAWER & CUPBOARD BASE UNIT	2
6.	BI-216	BLIND CORNER STORAGE BASE UNIT (BLIND RIGHT)	1
7.	SP-912	SPRAY BOOTH	1
8.	G-301V	GENERAL STORAGE CASE	1
9.	G-301V MODIFIED	GENERAL STORAGE CASE	1
10.	G-301V	GENERAL STORAGE CASE	1
11.	U-226V MODIFIED	TOOL STORAGE CASE	2
12.	BI-222	REVOLVING CORNER STORAGE BASE UNIT	2
13.	SH-866	SINK BASE UNIT	2
14.	S-580 MUTSCHLER BROS. CAT. NO.	TOTE TRAY STORAGE CASE	3
15.	T-802V MODIFIED	GENERAL SHELF STORAGE CASE	3
16.	SP-928	MOIST CLAY STORAGE CART	2
		ART B-104	
1.	U-537P	PORTFOLIO STORAGE CASE	1
2.	3161 MUTSCHLER BROS. CAT. NO.	DRAWING BOARD STORAGE CASE - 28" DEEP	2
3.	SP-950	DISPLAY & STORAGE CASE	1
4.	25548 MUTSCHLER BROS. CAT. NO.	SLIDING TRAY BASE UNIT	2
5.	W-341 MODIFIED	WALL CABINET	1
6.	U-401V	SMOCK STORAGE	1
7.	22285 MODIFIED	OPEN SHELVING UNIT	1
8.	26168 MUTSCHLER BROS. CAT. NO.	TOTE TRAY STORAGE CASE	8
9.	BI-164	DRAWER & CUPBOARD BASE UNIT	1
10.	BI-222	REVOLVING CORNER STORAGE BASE UNIT	2
11.	SPECIAL	KNEE SPACE UNIT 24" WIDE	1
12.	SP-928	MOIST CLAY STORAGE CART	1
13.	SH-866	SINK BASE UNIT	2
14.	BI-175	DRAWER BASE UNIT	1
15.	BI-166	DRAWER & CUPBOARD BASE UNIT	2
16.	U-644P	TOOL STORAGE CASE (PROVIDE LOCK FOR DOORS)	1
17.	K-209V	CLEANING UTENSIL STORAGE CASE	1
18.	U-514V	BLIND CORNER STORAGE CASE (BLIND LEFT)	1
19.	U-522H	SMOCK STORAGE	1

SYMBOL LEGEND: APPLIES TO THIS SHEET ONLY!

GAS ⊗ DENOTES SINGLE GAS COCK TO BE FURNISHED AND INSTALLED BY THE EQUIPMENT CONTRACTOR AND SHALL BE LOCATED @ +3'-0" FROM THE FLOOR TO THE CENTER OF THE COCK AND MOUNTED IN THE CURB OR BACKSPLASH UNLESS NOTED OTHERWISE.

AIR ⊕ DENOTES SINGLE AIR COCK TO BE FURNISHED AND INSTALLED BY THE EQUIPMENT CONTRACTOR AND SHALL BE LOCATED @ 3'-0" FROM THE FLOOR TO THE CENTER OF THE COCK AND MOUNTED IN THE CURB OR BACKSPLASH UNLESS NOTED OTHERWISE.

DENOTES 125 VOLT A.C. DUPLEX CONVENIENCE OUTLETS TO BE FURNISHED AND INSTALLED BY THE EQUIPMENT CONTRACTOR AND SHALL BE PLACED HORIZONTAL IN BACKSPLASH (CAB) @ 3'-0" TO BOTTOM OF OUTLET UNLESS NOTED OTHERWISE.

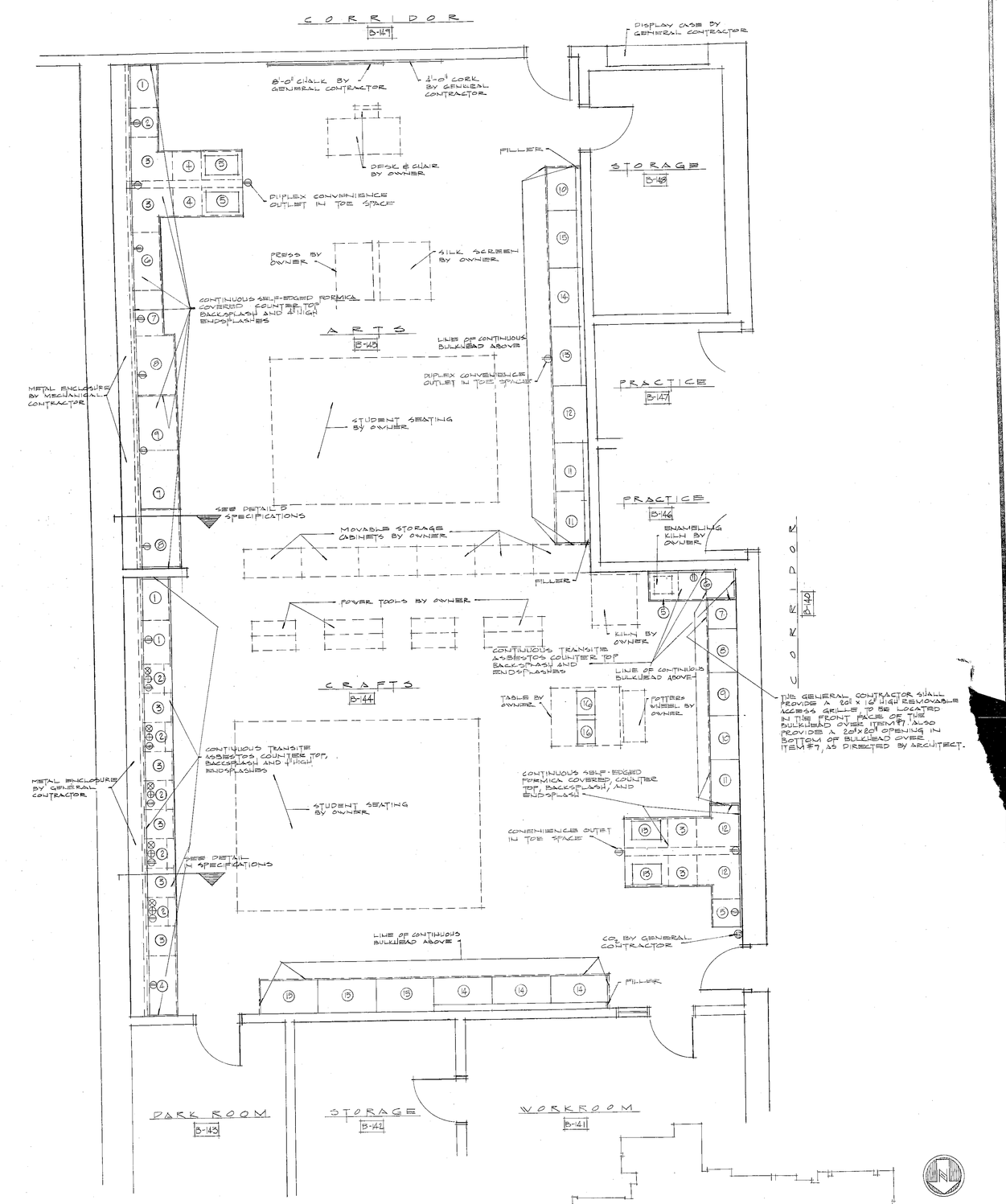

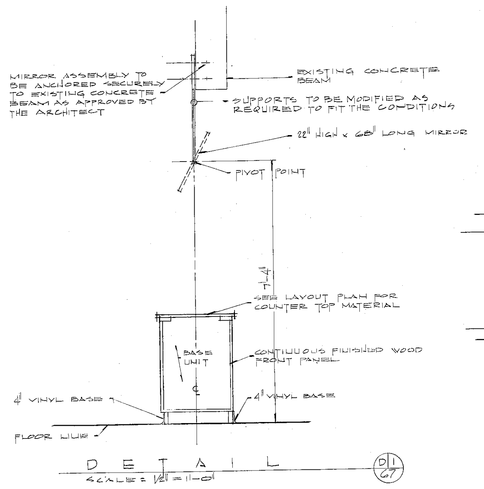

DETAIL D1/27
SCALE: 1/2" = 1'-0"

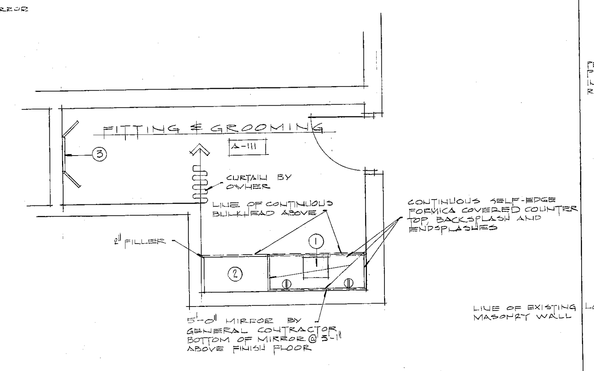

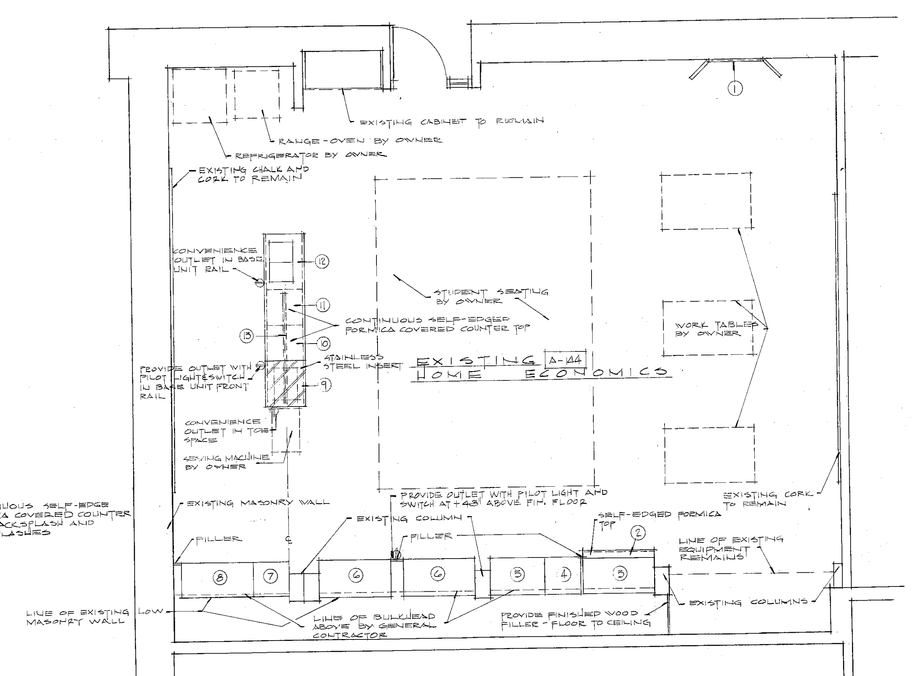

EQUIPMENT LAYOUT FOR ROOMS SHOWN

DIVISION #5

SCALE: 1/4" = 1'-0"

EVERETT I. BROWN COMPANY -- ARCHITECTS & ENGINEERS
5500 BRADBURY AVENUE — PARK FLETCHER
INDIANAPOLIS INDIANA

SHEET G-67 OF 72

ADDITION TO CHESTERTON HIGH SCHOOL

JOB NO. 169 7/69