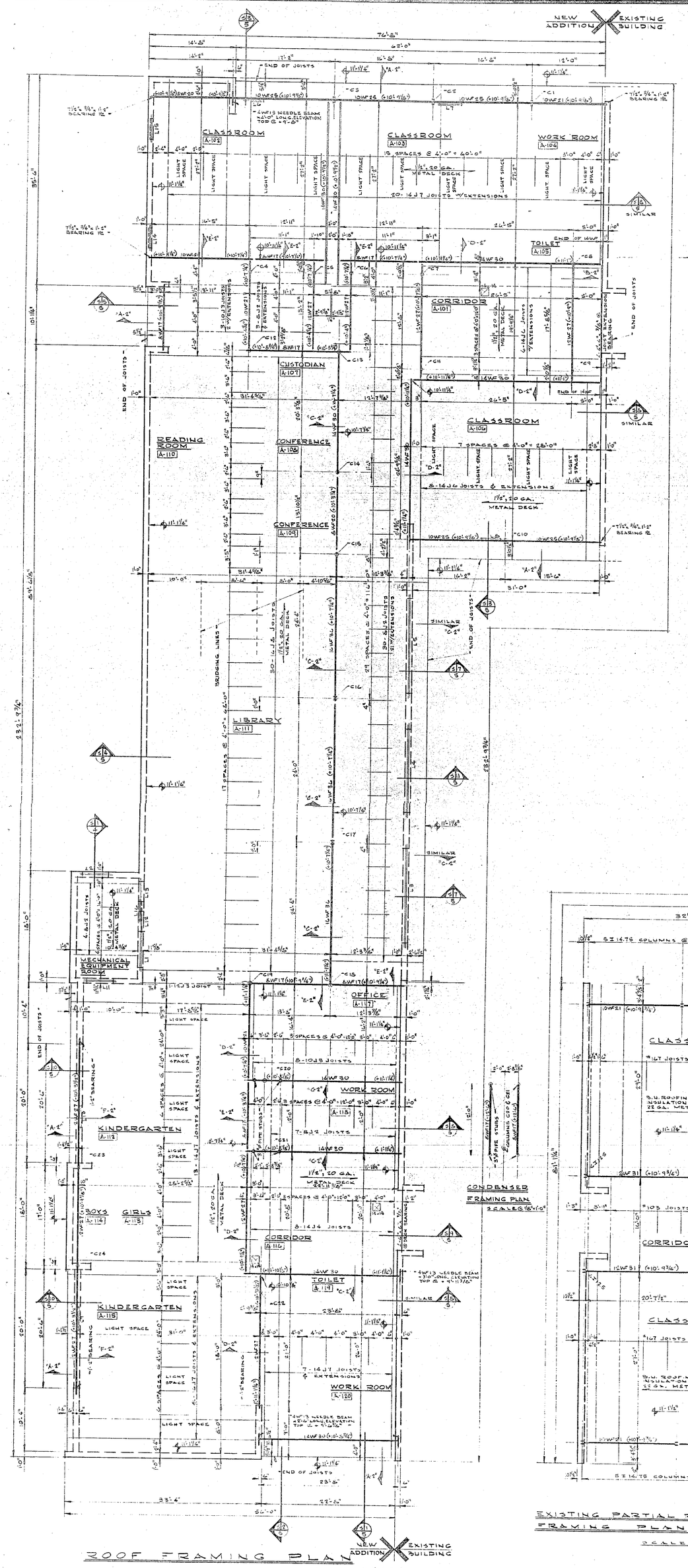

ROOF FRAMING PLAN

SCALE @ 1/8"=1'-0"

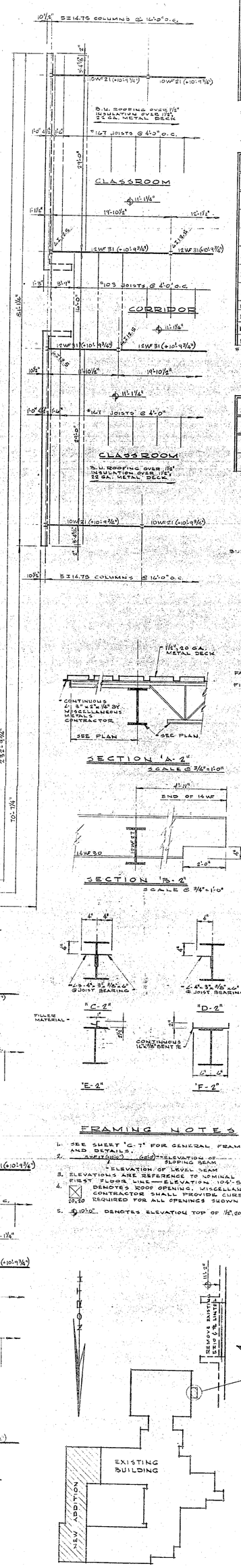

EXISTING PARTIAL ROOF FRAMING PLAN

SCALE @ 1/8"=1'-0"

COLUMN SCHEDULE				
MARK	SECTION	TOP PL	BASE PL	TOP OF PIER BELOW ELEVATION 104'-9 1/8"
C1,C2,C3,C10	4"x3 1/2"x1/4" TUBE	6"x 3/8"x'-10"	6"x 1"x'-10"	1'-6"
C4,C5,C6,C7,C8,C9,C11,C12,C13,C14,C15,C16,C17,C18,C19,C20,C21,C22,C23,C24	3 1/2" ϕ PIPE	6"x 3/8"x'-10"	6"x 1"x'-10"	8"
C11,C17	6WF15.5#	6"x 3/8"x'-15"	7"x 1"x'-5"	5"
C22	4"x2.5 PIPE	6"x 3/8"x'-11"	6"x 1/2"x'-11"	8"

* 1 HOUR PLASTER

LINTEL SCHEDULE					
MARK	SPAN	SECTION	CONNECTION	LENGTH	*WIDTH
L1	5'-4"	5 I 10		7'-4"	10 1/2"
L2	5'-4"	5 I 10		6'-8"	10 1/2"
L3,L5	12'-0"	10WF21		13'-0"	10 1/2"
L4	16'-0"	8WF17		16'-0"	10 1/2"
L6,L7,L8	4'-8"	3L's-3"x3"x1/4"	WELD 2-3/8 ONE LOOSE	6'-0"	—
L9,L10	8'-0"	3L's-3"x3"x1/4"	WELD 2-3/8 ONE LOOSE	12'-10"	—
L11	8'-0"	5 I 10		6'-4"	10 1/2"
L12,L13	8'-6"	5 I 10		6'-10"	10 1/2"
L14,L15	8'-6"	2L's-3"x3"x1/4"	WELD 3/8	4'-8"	—
L16	4'-8"	2L's-3"x3"x1/4"	WELD 3/8	8'-12"	—

* NOTE: ALL PLATES SHALL BE 3/8" THICK, WELDED TO BOTTOM FLANGE, AND SAME LENGTH AS BEAM UNLESS OTHERWISE NOTED.

● VERIFY LENGTH WITH MECHANICAL CONTRACTOR.

FOOTING SCHEDULE				
MARK	WIDTH	DEPTH	TOP OF FOOTING BELOW ELEVATION 104'-9 1/8"	ELEVATION BOTTOM OF FOOTING
F1	1'-6"	8"	2'-8"	101.09'
F2	1'-8"	8"	2'-8"	101.09'

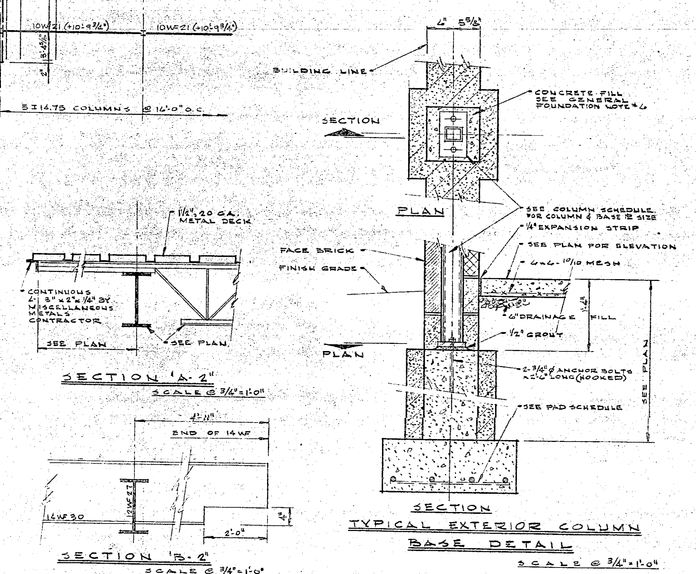

SECTION

TYPICAL EXTERIOR COLUMN BASE DETAIL

SCALE @ 3/4"=1'-0"

FRAMING NOTES

1. SEE SHEET "G-7" FOR GENERAL FRAMING NOTES AND DETAILS.
2. 4WF17 (101'-9 1/8") ELEVATION OF SLOPING BEAM.
   "ELEVATION" OF LEVEL BEAM
3. ELEVATIONS ARE REFERENCE TO NOMINAL EXISTING FIRST FLOOR LINE — ELEVATION 104'-5 1/8".
4. ⊠ DENOTES ROOF OPENING. MECHANICAL CONTRACTOR SHALL PROVIDE CURB ANGLES AS REQUIRED FOR ALL OPENINGS SHOWN ON PLAN.
5. ϕ 101'-2" DENOTES ELEVATION TOP OF 1 1/2" 20GA. METAL DECK.

FOUNDATION NOTES

1. SEE SHEET "G-7" FOR GENERAL FOUNDATION NOTES, DETAILS, CONCRETE PAD, PIER & SLAB SCHEDULES.
2. ϕ 104'-0" DENOTES ELEVATION TOP OF CONCRETE SLAB.

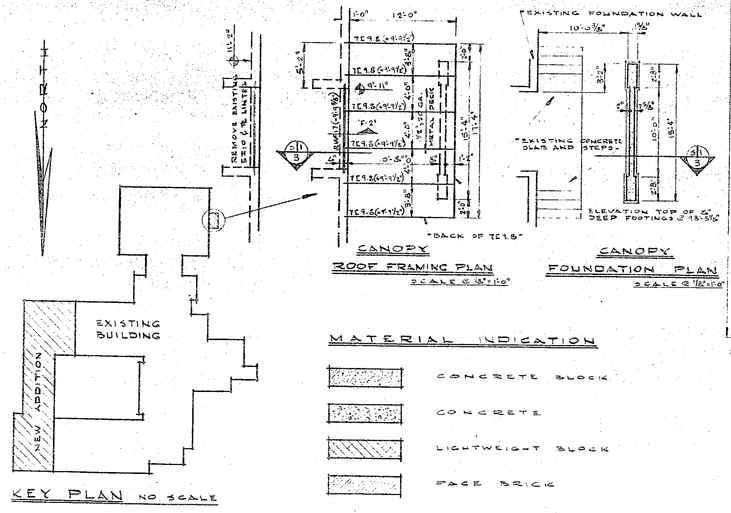

KEY PLAN NO SCALE

CANOPY ROOF FRAMING PLAN

SCALE @ 3/16"=1'-0"

CANOPY FOUNDATION PLAN

SCALE @ 3/16"=1'-0"

MATERIAL INDICATION

- CONCRETE BLOCK
- CONCRETE
- LIGHTWEIGHT BLOCK
- FACE BRICK

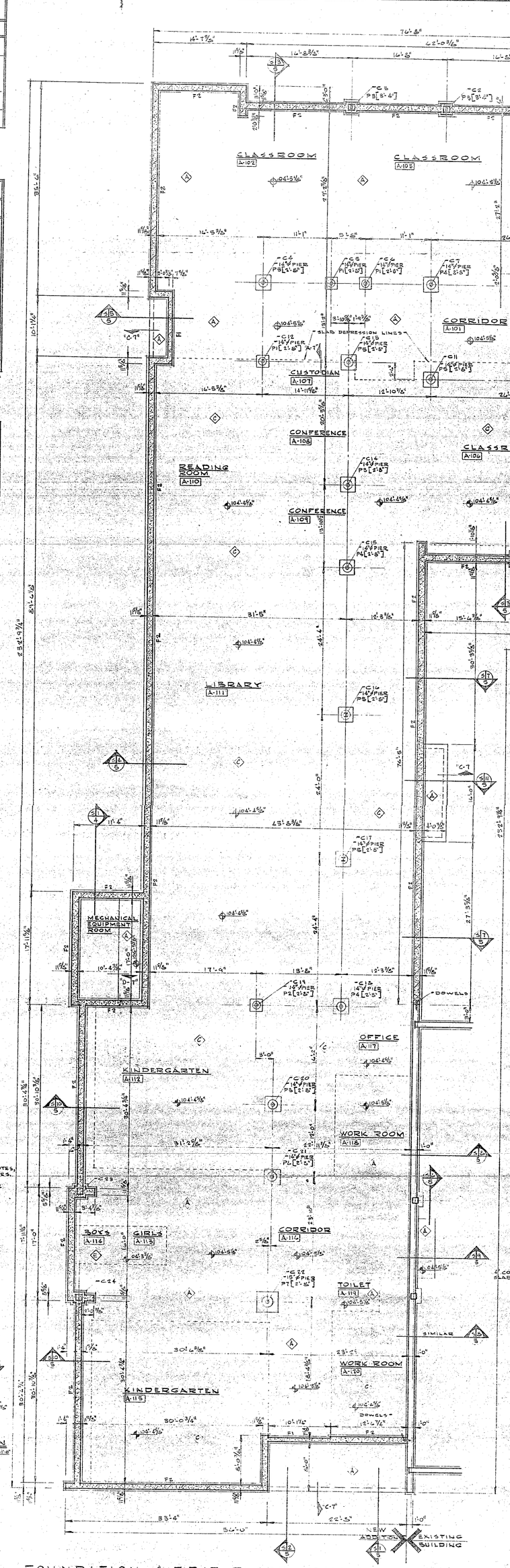

FOUNDATION & FIRST FLOOR FRAMING PLAN

SCALE @ 1/8"=1'-0"

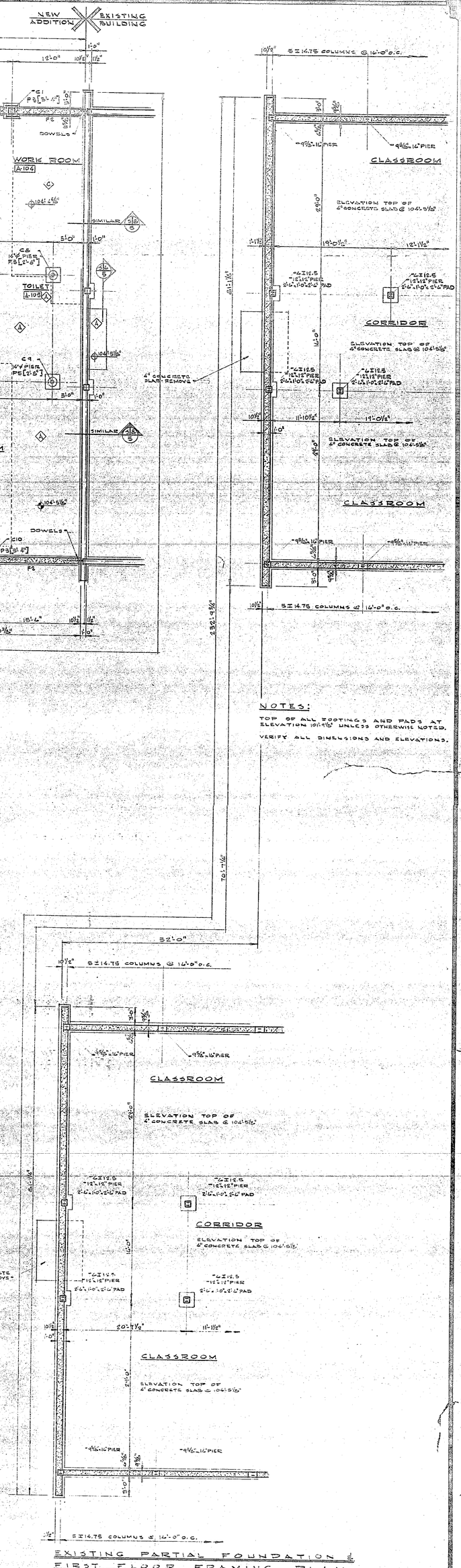

NOTES:

TOP OF ALL FOOTINGS AND PADS AT ELEVATION 101'-9 1/8" UNLESS OTHERWISE NOTED.

VERIFY ALL DIMENSIONS AND ELEVATIONS.

EXISTING PARTIAL FOUNDATION & FIRST FLOOR FRAMING PLAN

SCALE @ 1/8"=1'-0"

EVERETT I. BROWN COMPANY -- ARCHITECTS & ENGINEERS

5500 BRADBURY AVENUE — PARK FLETCHER

INDIANAPOLIS INDIANA

SHEET G-2 OF 15

SECOND ADDITION TO CENTRAL ELEMENTARY SCHO