LINTEL SCHEDULE

MARK	SPAN	SECTION	CONNECTION	LENGTH	⅛ WIDTH
L101, L109	3'-2"	2L5 - 3½ x 3½ x 7/16	WELD B-B	5'-2"	—
L102	6'-4"	2-8 C 11.5	2-PIPE SEPARATORS	8'-4"	14½"
L103	5'-8"	2-8 C 11.5	2-PIPE SEPARATORS	7'-8"	14½"
L104	6'-0"	2-10 C 15.3	2-PIPE SEPARATORS	10'-0"	14½"
L105	3'-4"	2-5 C 6.7	—	5'-4"	14½"
L106	5'-8"	2-8 C 11.5	2-PIPE SEPARATORS	7'-8"	14½
L107, L108	3'-4"	S210	—	5'-4"	14" BENT
L110, L111	3'-0"	2L5 - 3½ x 3½ x 7/16	WELD B-B	4'-6"	—
L112	1'-2"	2L5 - 3½ x 3½ x 7/16	WELD B-B	3'-6"	—
L113	2'-8"	L - 4 x 4 x 1/4	—	4'-0"	—
L114 ※	3'-8"	2L5 - 3½ x 3½ x 7/16	WELD B-B	5'-0"	—
L115, L117, L119, L121 L123, L125	3'-0"	8 WF 17	—	4'-0"	10½"
L116, L118, L120, L122 L124, L126	3'-0"	4" PRECAST	—	4'-10"	—
L127, L131, L133	1'-2"	2L5 - 3½ x 3½ x 7/16	WELD B-B	2'-10"	—
L128, L132, L134	1'-2"	8" PRECAST	—	2'-10"	—
L129, L135	1'-0"	2L5 - 3½ x 3½ x 7/16	WELD B-B	3'-0"	—
L130, L136	1'-8"	8" PRECAST	—	3'-0"	—
L137	1'-2"	2-8 C 11.5	2-PIPE SEPARATORS	2'-10"	14½"
L138	3'-0"	2-8 C 11.5	2-PIPE SEPARATORS	4'-4"	14½"

NOTES: ※ ALL PLATES SHALL BE ¼" THICK, WELDED TO BOTTOM FLANGE OF BEAM, AND SAME LENGTH AS BEAM UNLESS NOTED OTHERWISE

& VERIFY LENGTH WITH MECHANICAL CONTRACTOR

COLUMN SCHEDULE

MARK	SECTION	TOP ℄	BASE ℄	TOP OF PIER BELOW ELEVATION
CB101 ※※	8WF31	—	9'-7 3/4" x 9"	1'-0"
CB102 ※※	8WF31	—	12'-1" x 12"	1'-0"
CB103 ※※	4"x4"x 5/16" TUBE	8'-1 1/2" x 10"	11'-1 1/2" x 11"	1'-0"
CB104 ※※	6" ϕ PIPE	8'-1 1/2" x 11"	8'-1" x 11"	1'-0"
CB105 ※※	4" ϕ PIPE	8'-1 1/2" x 8"	7'-1" x 11"	1'-0"
CB106, CB107	8WF24	—	9'-1 1/2" x 10"	1'-0"
CB108, CB109, CB110 CB111, CB112 ※	8WF24	—	11'-9" x 11"	1'-0"
CB113	4"x4"x 5/16" TUBE	6'-1 1/2" x 10"	8'-11 1/2" x 10"	8"
CB114, CB115, CB116 CB157, CB158, CB173 CB183	3 1/2" ϕ PIPE	6'-1 1/2" x 9"	6'-9" x 10"	8"
CB117	4"x8"x 5/16" TUBE	8'-1 1/2" x 14"	13'-9 1/2" x 13"	8"
CB118	8WF28	—	3'-11 1/2" x 3"	1'-1 3/4"
CB119, CB120, CB139 CB140, CB141	8WF24	—	11'-9" x 11"	8"
CB121, CB144	6" ϕ PIPE	8'-1 1/2" x 11"	9'-11 1/2" x 3"	8"
CB122, CB123, CB184	5" ϕ PIPE	6'-1 1/2" x 11"	8'-11" x 12"	8"
CB124, CB134	8WF40	—	15'-11 1/2" x 15"	8"
CB125, CB132, CB133	8WF35	—	14'-11 1/2" x 14"	2'-0"
CB126	8WF35	—	13'-11 1/2" x 13"	2'-8"
CB127, CB130	8WF31	—	10'-11" x 10"	3'-4"
CB128, CB129	8WF25	—	13'-11 1/2" x 13"	3'-4"
CB131	8WF40	—	15'-11 1/2" x 15"	3'-4"
CB135	4"x8"x 1/2" TUBE	8'-1 1/2" x 14"	13'-11 1/2" x 13"	1'-2 1/2"
CB136	8WF35	—	15'-9 1/2" x 15"	8"
CB137, CB138	8WF35	—	13'-9 1/2" x 13"	2'-3 1/4"
CB142	8WF28	—	11'-9" x 11"	3'-4"
CB143	8WF28	—	13'-1 1/2" x 13"	1'-2 1/2"
CB144	8WF31	—	14'-11 1/2" x 14"	8"
CB145, CB 75, CB 82	4" ϕ PIPE	6'-1 1/2" x 0"	7'-11" x 11"	8"
CB146, CB148	8WF31	—	13'-11 1/2" x 13"	8"
CB147	8WF31	—	13'-11 1/2" x 13"	2'-0"
CB149, CB177	6" ϕ PIPE	8'-1 1/2" x 11"	8'-1 1/2" x 13"	8"
CB150	5" ϕ PIPE	6'-1 1/2" x 11"	7'-11" x 12"	3'-4"
CB151	8WF31	—	12'-11" x 12"	3'-4"
CB152	8WF48	—	14'-11 1/2" x 14"	3'-4"
CB153	8WF31	—	12'-11" x 12"	1'-0"
CB154	8WF28	—	12'-11 1/2" x 12"	2 1/2"
CB155	4"x8"x 1/4" TUBE	9'-1 1/2" x 10"	10'-1" x 10"	8"
CB156, CB171, CB176	5" ϕ PIPE	6'-1 1/2" x 11"	7'-11 1/2" x 12"	8"
CB159	4"x4"x 5/16" TUBE	8'-1 1/2" x 0"	9'-1 1/2" x 0"	8"
CB160	5" ϕ PIPE	8'-1 1/2" x 0"	7'-11 1/2" x 12"	8"
CB161, CB165	5" ϕ PIPE	8'-1 1/2" x 8"	7'-11 1/2" x 12"	10 1/2"
CB162	3 1/2" ϕ PIPE	6'-1 1/2" x 9"	6'-11" x 10"	10 1/2"
CB163	4"x6"x 5/16" TUBE	8'-1 1/2" x 10"	8'-11 1/2" x 11"	10 3/4"
CB166	4"x4"x 5/16" TUBE	8'-1 1/2" x 10"	7'-11 1/2" x 10"	2 3/4"
CB167	4"x6"x 5/16" TUBE	8'-1 1/2" x 10"	11'-11 1/2" x 11"	8"
CB168	4"x6"x 5/16" TUBE	8'-1 1/2" x 12"	10'-11 1/2" x 10"	8"
CB169	4"x6"x 5/16" TUBE	8'-1 1/2" x 10"	10'-11 1/2" x 10"	10 3/4"
CB170	5" ϕ PIPE	8'-1 1/2" x 11"	7'-11 1/2" x 10"	11 1/2"
CB172	3 1/2" ϕ PIPE	8'-1 1/2" x 8"	6'-11 1/2" x 10"	2 3/4"
CB174	4" ϕ PIPE	8'-1 1/2" x 8"	6'-11 1/2" x 11"	8"
CB178	4"x6"x 1/2" TUBE	8'-1 1/2" x 14"	4'-11 1/2" x 14"	8"
CB179	4"x8"x 5/16" TUBE	8'-1 1/2" x 14"	12'-11 1/2" x 13"	8"
CB180	4"x8"x 5/16" TUBE	8'-1 1/2" x 14"	12'-9 1/2" x 14"	2'-1 1/2"
CB181	4" ϕ PIPE	6'-1 1/2" x 10"	7'-11" x 11"	1'-1 1/2"
CB185	5" ϕ PIPE	6'-1 1/2" x 11"	7'-11 1/2" x 12"	1'-1 1/2"
CB186	5"x5"x 5/16" TUBE	6'-1 1/2" x 11"	2'-1 1/2" x 11"	8"
CB187, CB188, CB189 CB194, CB195	5"x5"x 5/16" TUBE	6'-1 1/2" x 11"	6'-1 1/2" x 11"	1'-4"
CB192, CB193	5"x5"x 5/16" TUBE SEE ⑩		20'-1" x 10"	1'-4"
	5"x5"x 5/16" TUBE	6'-1 1/2" x 11"	6'-1 1/2" x 11"	2'-0"
CB201	5" ϕ PIPE	8'-1 1/2" x 9"	8'-11 1/2" x 10"	11'-5 1/4"
CB202, CB203, CB205 CB210, CB213	4" ϕ PIPE	6'-1 1/2" x 10"	6'-11 1/2" x 0"	12'-3 1/4"
CB204, CB214	4" ϕ PIPE	6'-1 1/2" x 10"	6'-11 1/2" x 0"	12'-3 1/4"
CB206, CB208	4" ϕ PIPE	6'-1 1/2" x 10"	8'-11 1/2" x 10"	2'-11 1/4"
CB207, CB209, CB211 CB212, CB215	4" ϕ PIPE	6'-1 1/2" x 10"	8'-11 1/2" x 10"	12'-5 3/4"
CB216, CB216	6" ϕ PIPE	8'-1 1/2" x 11"	8'-11 1/2" x 11"	12'-3 1/4"
CB217	4"x4"x 5/16" TUBE	7'-1 1/2" x 10"	8'-11 1/2" x 10"	12'-3 1/4"
CB218, CB223, CB224	5" ϕ PIPE	6'-1 1/2" x 11"	8'-11 1/2" x 10"	14'-3 1/4"
CB219	8WF24	—	8'-11 1/2" x 10"	12'-5 3/4"
CB220	6" ϕ PIPE	8'-1 1/2" x 11"	8'-11 1/2" x 11"	12'-5 3/4"
CB221	5" ϕ PIPE	8'-1 1/2" x 11"	8'-11 1/2" x 10"	12'-5 3/4"
CB222	8WF24	—	9'-11 1/2" x 10"	12'-3 1/4"
CB226	4" ϕ PIPE	6'-1 1/2" x 11"	6'-11 1/2" x 0"	13'-7 3/4"
CB301	3 1/2" ϕ PIPE	6'-1 1/2" x 9"	8'-11 1/2" x 10"	20'-8 1/4"
CB302	3 1/2" ϕ PIPE	6'-1 1/2" x 9"	[illegible]	21'-4 1/4"
CB303	3 1/2" ϕ PIPE	6'-1 1/2" x 9"	8'-11 1/2" x 10"	24'-0 3/4"

NOTES: ONE HUNDRED SERIES COLUMNS ORIGINATE AT FIRST FLOOR. TWO HUNDRED SERIES COLUMNS ORIGINATE AT SECOND FLOOR. THREE HUNDRED SERIES COLUMNS ORIGINATE AT THIRD FLOOR.

※ 3 HOUR

※※ 3 HOUR PLASTER

ALL STUB COLUMNS SHALL BE 3 1/2" ϕ PIPES

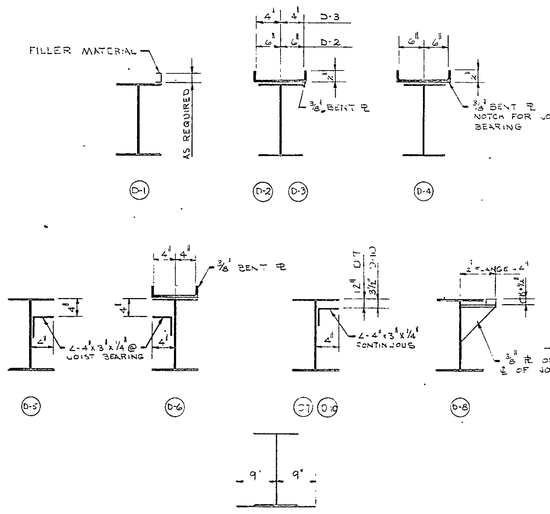

VIVARIUM 'B-239' PLAN NOTES

1. ALL 6" CONCRETE WALLS OF THE VIVARIUM WILL BE REINFORCED WITH #4 @ 6" O.C. VERTICAL, EMBEDDED IN FLOOR SLAB 1'-0", AND #4 @ 12" O.C. HORIZONTAL.
2. ALL 3 3/4" CONCRETE WALLS OF THE VIVARIUM WILL HAVE CHICKEN WIRE MESH.
3. THE VIVARIUM FLOOR SLAB ABOVE THE FILTER-PUMP WILL BE 4" THICK REINFORCED WITH #4 @ 6" MAIN AND #4 @ 18" OTHER.

FRAMING PLAN NOTES

1. SEE SHEET 'G-3' FOR GENERAL FRAMING NOTES, DETAILS, AND CONCRETE SLAB SCHEDULES.
2. 12'-11 1/4" DENOTES TOP OF CONCRETE SLAB ABOVE NOMINAL FIRST FLOOR ELEVATION OF 103'-0".
3. 14 WF 30 (-8 1/2") TOP OF BEAM REFERENCED TO NOMINAL SECOND FLOOR. BEAM SIZE
4. ALL BEAMS SHALL BEAR 8" ON MASONRY WALLS UNLESS OTHERWISE NOTED ON THIS PLAN.
5. BEAMS MARKED (S) ON PLAN REFER TO FIRE PROOFING REQUIREMENTS. SEE SPECIFICATIONS.

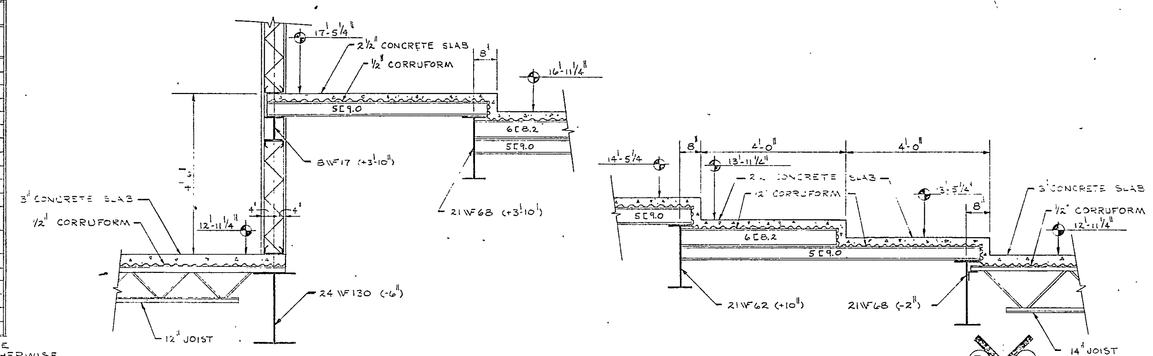

SECTION A-10

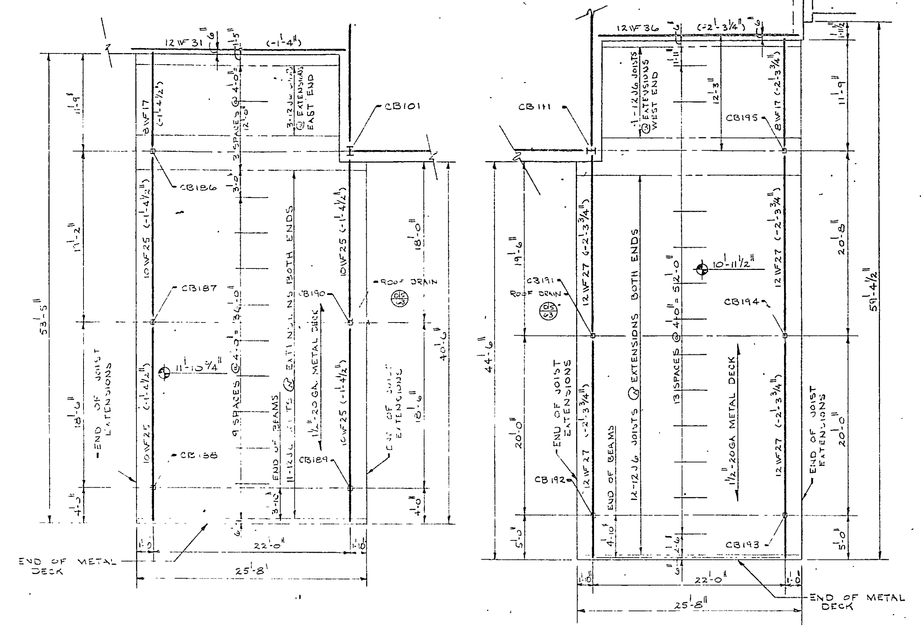

UNIT 'B' CANOPY FRAMING PLANS @ FOYERS B101 & B118

SCALE 1/8" = 1'-0"

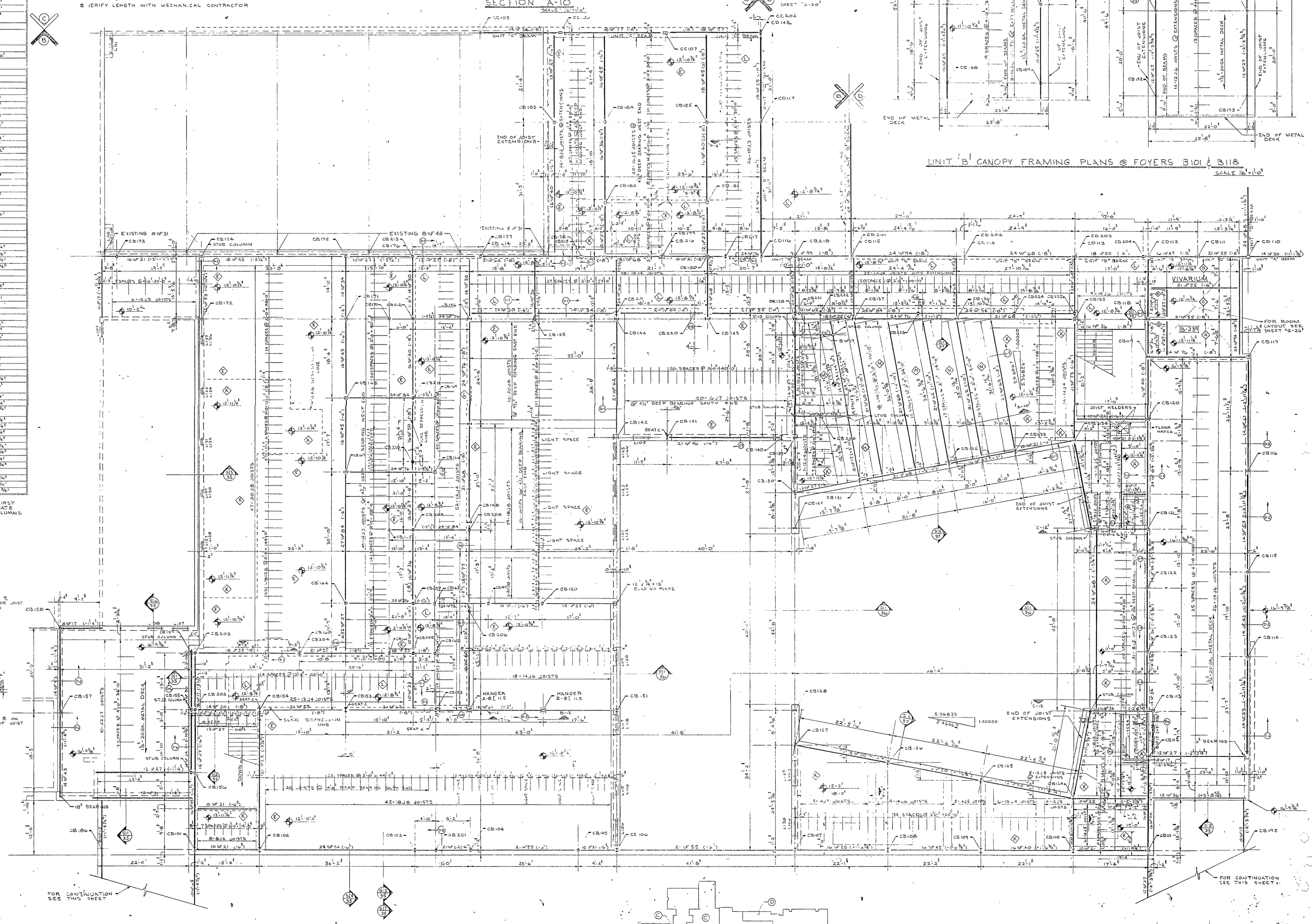

UNIT 'B' SECOND FLOOR & LOW ROOF FRAMING PLAN

SCALE: 1/8" = 1'-0"

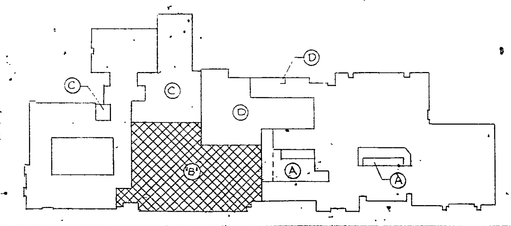

KEY PLAN
NO SCALE

EVERETT I. BROWN COMPANY -- ARCHITECTS & ENGINEERS
5500 BRADBURY AVENUE — PARK FLETCHER
INDIANAPOLIS INDIANA

SHEET G-10 OF 72

AS BUILT

ADDITION TO CHESTERTON HIGH SCHOOL

08-2-03