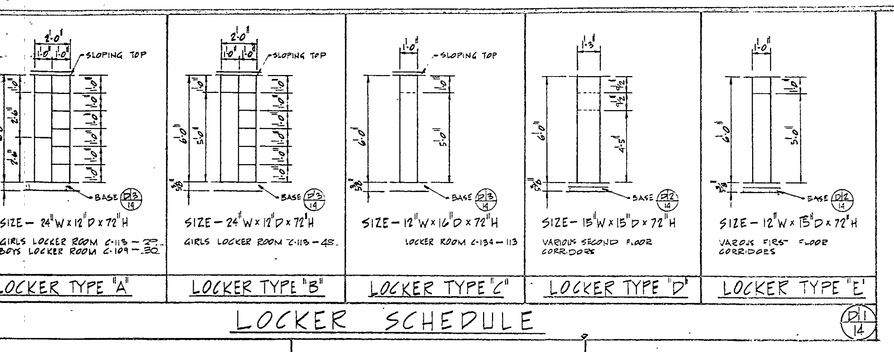

LOCKER SCHEDULE

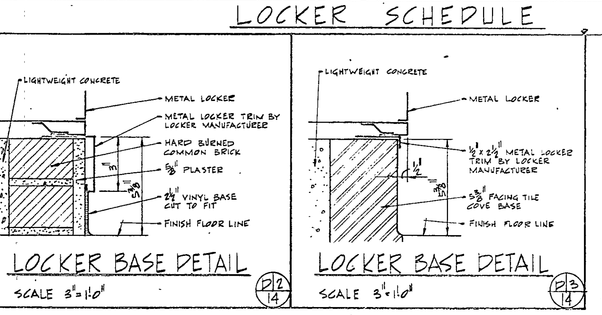

LOCKER BASE DETAIL SCALE 3" = 1'-0"

LOCKER BASE DETAIL SCALE 3" = 1'-0"

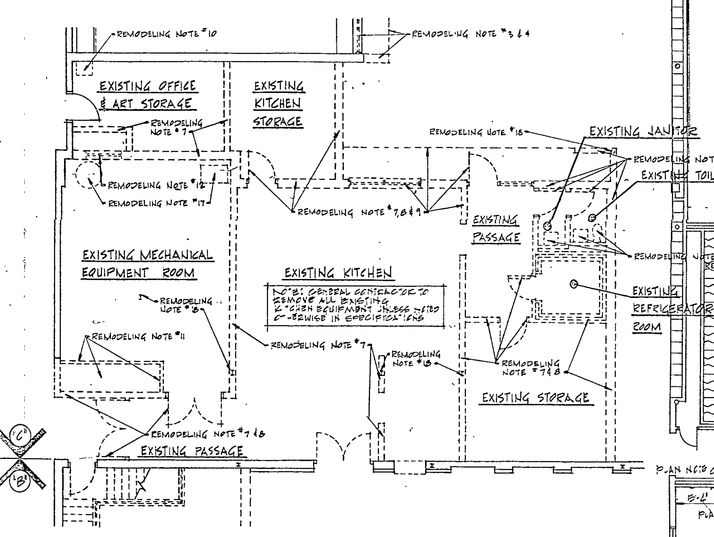

UNIT "C" FIRST FLOOR DEMOLITION PLAN
(EXISTING MECHANICAL EQUIPMENT & KITCHEN AREA)
SCALE 1/8" = 1'-0"

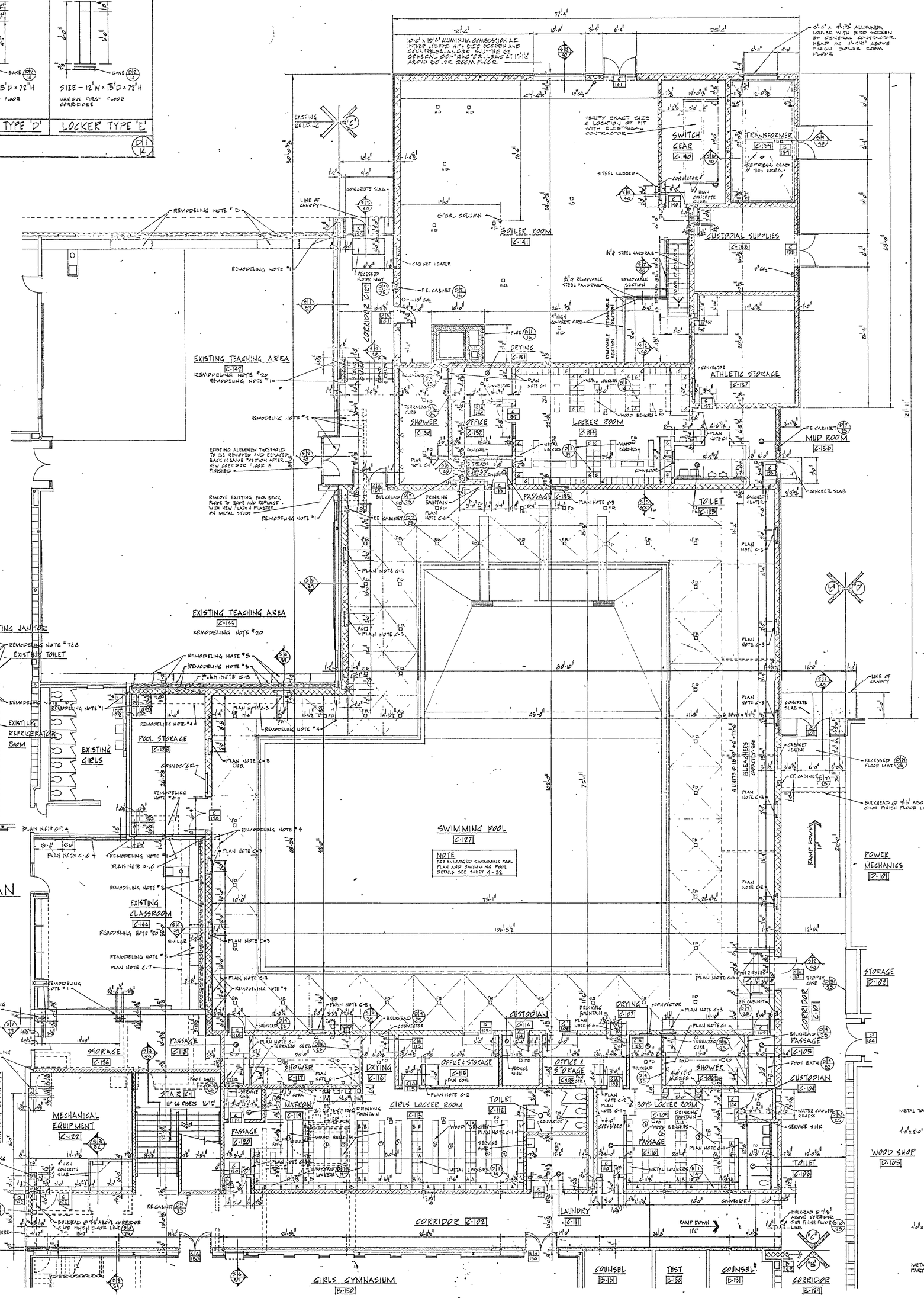

UNIT "C" FIRST FLOOR PLAN
SCALE 1/8" = 1'-0"
SEE SHEET G-7 FOR GENERAL NOTES

UNIT "C" FIRST FLOOR ROOM FINISH SCHEDULE

ROOM NO.	ROOM NAME	FLOOR MATERIAL: EXPOSED CONCRETE	VINYL ASBESTOS	TERRAZZO	BASE: 4" VINYL BASE	5 1/8" CAVING TILE	5 1/8" TERRAZZO	8" FACING TILE	WAINSCOT MATERIAL: FACING TILE	WAINSCOT HGT.	WALL MATERIAL: PLASTER	LIGHTWEIGHT BLOCK	CONCRETE BLOCK	FACING TILE	FACE BRICK	CEILING MATERIAL: PLASTER	VERTICAL TILE	REMOVE CEMENT PLASTER	ACOUSTICAL TILE	EXPOSED CONSTRUCTION	ACOUSTICAL BOARD	HGT.	REMARKS	FAB WALL COVERING N	E	S	W	NO.
C-101	CORRIDOR			X		X																14'-0"						C-101
C-102	CORRIDOR			X		X																14'-0"		X	X	X	X	C-102
C-103	TOILET			X		X			X		7'-10 1/8"	X						X				7'-6"						C-103
C-104	CUSTODIAN	X				X						X									X	7'-0"						C-104
C-105	PASSAGE			X			X		X		7'-10 1/8"	X										7'-6"						C-105
C-106	SHOWER			X			X		X		7'-10 1/8"	X						X				7'-5"						C-106
C-107	DRYING			X		X			X		7'-10 1/8"	X						X				7'-6"						C-107
C-108	OFFICE & STORAGE	X				X						X										7'-0"	-					C-108
C-109	BOYS LOCKER ROOM			X		X			X		7'-10 1/8"	X						X				7'-6"						C-109
C-110	PASSAGE			X		X			X		7'-10 1/8"	X										7'-6"						C-110
C-111	LAUNDRY	X				X			X		6'-0"					X						7'-0"						C-111
C-112	TOILET			X		X			X		7'-10 1/8"	X						X				7'-6"						C-112
C-113	GIRLS LOCKER ROOM			X		X			X		7'-10 1/8"	X						X				7'-6"						C-113
C-114	CUSTODIAN	X				X						X				X						7'-0"						C-114
C-115	OFFICE & STORAGE		X			X						X										7'-0"						C-115
C-116	DRYING		X			X			X		7'-10 1/8"	X						X				7'-6"						C-116
C-117	SHOWER		X			X		X	X		7'-10 1/8"	X						X				7'-5"						C-117
C-118	PASSAGE		X			X		X			7'-10 1/8"	X										7'-6"						C-118
C-119	WATCH	X			X							X								X		7'-0"						C-119
C-120	PASSAGE		X		X				X		7'-10 1/8"	X						X				7'-6"						C-120
C-121	DELETED																											C-121
C-122	MECHANICAL EQUIPMENT	X																		X								C-122
C-123	OFFICE				X							X								X		7'-0"		X	X	X	X	C-123
C-124	ENTRY		X		*			X						X			X					7'-0"	* NEW BASE AND WALL MATERIALS TO MATCH EXIST'G CONSTRUCTION					C-124
C-125	STORAGE		X		X							X					X					7'-0"	* BUT NO ADHESIVE OR CEMENT ON EXISTING VINYL FLOOR					C-125
C-126	STORAGE	X			X							X				X						7'-0"						C-126
C-127	SWIMMING POOL				X				X		6'-0"								X			23'-0"						C-127
C-128	POOL STORAGE	X			X							X										7'-0"						C-128
C-129	CORRIDOR		X		X							X			X							14'-0" 20'-0"	* EXISTING & NEW FACE BRICK ON EAST WALL SEE FLOOR PLAN	X			X	C-129
C-130	SHOWER		X			X		X	X		7'-10 1/8"	X						X				7'-5"						C-130
C-131	DRYING		X			X			X		7'-10 1/8"	X						X				7'-6"						C-131
C-132	OFFICE		X		X		X					X						X				7'-0"						C-132
C-133	PASSAGE		X		X		X		X		7'-10 1/8"	X						X				7'-6"						C-133
C-134	LOCKER ROOM		X		X		X		X		7'-10 1/8"	X						X				7'-6"						C-134
C-135	TOILET		X		X		X		X		7'-10 1/8"	X						X				7'-6"						C-135
C-136	MUD ROOM		X		X		X		X		7'-10 1/8"	X						X				7'-6"						C-136
C-137	ATHLETIC STORAGE	X			X							X				X						11'-0"						C-137
C-138	CUSTODIAL SUPPLIES	X			X							X	X			X						10'-0"						C-138
C-139	TRANSFORMER	X										X				X						12'-0"						C-139
C-140	SWITCH GEAR	X										X				X						12'-0"						C-140
C-141	BOILER ROOM	X																		X		—						C-141
C-142	EXISTING TEACHING AREA																					—						C-142
C-143	EXISTING TEACHING AREA											X										—		X				C-143
C-144	EXISTING CLASSROOM											X										—					X	C-144
C-1	STAIR			X	*							X				X						X.X	* 5" VINYL BASE (4A) X.X SEE SECTION (3/G)	X	X	X	X	C-1

PLAN NOTES

C-1 — PROVIDE 7'-10 1/8" HIGH FACING TILE PARTITION (2/G 1/G)

C-2 — PROVIDE 6'-0" HIGH LIGHTWEIGHT BLOCK PARTITION.

C-3 — 24"x12" EXHAUST REGISTER WITH ALUMINUM GRILLE BY MECHANICAL CONTRACTOR. HEAD AT 1'-6" ABOVE FINISH FLOOR.

C-4 — PROVIDE LIGHTWEIGHT BLOCK BULKHEAD @ 7'-10 1/8" HIGH. BACK CHECK LIGHTWEIGHT BLOCK TO RECEIVE STEEL LINTEL.

C-5 — PROVIDE 5 1/8" HIGH FACING TILE PARTITION.

C-6 — PROVIDE LIGHTWEIGHT BLOCK BULKHEAD @ 6'-8" HIGH. BACK CHECK LIGHTWEIGHT BLOCK TO RECEIVE STEEL LINTEL.

C-7 — PROVIDE METAL LATH AND PLASTER BULKHEAD @ 8'-0" ABOVE (2/G 1/G) FINISH FLOOR.

C-8 — PROVIDE A 6'-0" WIDE x 3'-0" HIGH OPENING IN WALL ABOVE FINISH CEILING.

C-9 — PROVIDE A 6'-0" x 1'-0" OPENING IN EXISTING WALL FOR RETURN AIR GRILLE BY MECHANICAL CONTRACTOR. HEAD OF OPENING 6'-8" (1/E) ABOVE FINISH FLOOR.

C-10 — PROVIDE A 2'-0" x 1'-0" x 1'-0" HIGH OPENING IN WALL ABOVE FINISH CEILING.

C-11 — PROVIDE 1" METAL LATH AND PLASTER ON EXISTING MASONRY WALL.

REMODELING NOTES

*1 — TOOTH NEW MASONRY WALL INTO EXISTING MASONRY WALL AS DIRECTED BY ARCHITECT.

*2 — REMOVE EXISTING CONCRETE SLAB, STEPS ALUMINUM HANDRAIL. PATCH AND REPAIR ALL SURFACES.

*3 — REMOVE EXISTING ALUMINUM WINDOW SASH, MULLIONS, STOOL AND STONE SILL. CLOSE WINDOW OPENING WITH 7/8" LATH & PLASTER ON METAL STUDS. WALL TO BE COVERED WITH FABRIC WALL COVERING.

*4 — REMOVE EXISTING MASONRY WING WALL, ALUMINUM "SEGA SOFT", POST EXTENSIONS AND ROOFING CONSTRUCTION BACK TO EXISTING BUILDING LINE.

*5 — MECHANICAL CONTRACTOR TO REMOVE EXISTING UNIT VENTILATOR. GENERAL CONTRACTOR TO REMOVE PLENUM AND STONE LOUVER AND BLOCK UP OPENING TO MATCH EXISTING CONSTRUCTION. GENERAL CONTRACTOR TO REPLACE EXISTING UNIT VENTILATOR WITH NEW METAL ENCLOSURE AND SHELVING UNIT TO MATCH EXISTING.

*6 — REMOVE EXISTING MASONRY WALL, STONE COPING AND METAL GRATING. EXISTING CONCRETE DUCT, IN AREAWAY. TO BE BLOCKED UP. FILL EXISTING AREAWAY WITH APPROVED TYPE FILL.

*7 — REMOVE EXISTING MASONRY WALL AND ROOF CONSTRUCTION COMPLETELY.

*8 — REMOVE EXISTING DOOR AND FRAME.

*9 — REMOVE EXISTING WINDOW SASH.

*10 — MECHANICAL CONTRACTOR TO REMOVE EXISTING PLUMBING FIXTURES.

*11 — REMOVE EXISTING CONCRETE PIT & CURB, AND FILL WITH APPROVED TYPE FILL.

*12 — REMOVE EXISTING LOUVER.

*13 — MECHANICAL CONTRACTOR TO REMOVE EXISTING UNIT VENTILATOR. GENERAL CONTRACTOR TO REMOVE EXISTING OUTSIDE AIR INTAKE LOUVER AND BLOCK UP OPENING TO MATCH EXISTING CONSTRUCTION. GENERAL CONTRACTOR TO REMOVE EXISTING METAL SHELVING UNITS AND FILL EXISTING TRENCH UNDER UNIT VENTILATOR & PROVIDE FINISH, WITH CONCRETE TO EXISTING CONCRETE FLOOR LEVEL. PATCH AND REPAIR ALL SURFACES.

*14 — REMOVE EXISTING MASONRY WALL CONSTRUCTION, METAL STOOL, STONE SILL AND ALUMINUM WINDOW SASH, FROM FLOOR TO CEILING. PATCH AND REPAIR ALL SURFACES.

*15 — REMOVE EXISTING METAL LOCKERS, WOOD BACKING ON LOCKERS, RUBBER BASE AND GLASS ABOVE LOCKERS FROM FLOOR TO CEILING. PATCH AND REPAIR ALL SURFACES.

*16 — REMOVE EXISTING SKYLIGHT CONSTRUCTION. PROVIDE NEW METAL DECK AND ROOFING CONSTRUCTION.

*17 — GENERAL CONTRACTOR TO CLOSE UP EXISTING PIT AND MECHANICAL DUCT OPENING IN EXISTING CONCRETE FLOOR. PATCH AND REPAIR TO MATCH EXISTING FLOOR.

*18 — REMOVE EXISTING STEEL COLUMN.

*19 — REMOVE EXISTING VINYL FLOOR TILE AND PREPARE FLOOR FOR NEW VINYL ASBESTOS FLOOR TILE.

*20 — GENERAL CONTRACTOR TO REMOVE AND REINSTALL EXISTING CEILING AS REQUIRED TO ENABLE MECHANICAL CONTRACTOR TO INSTALL NEW DUCTWORK.

*21 — REMOVE, PATCH AND REPAIR EXISTING CONCRETE SLAB AND FLOOR TILE AS REQUIRED TO ENABLE MECHANICAL CONTRACTOR TO INSTALL NEW PIPING.

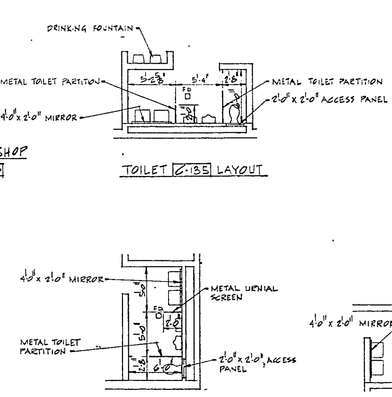

TOILET EQUIPMENT ROOM LAYOUTS
SCALE 1/8" = 1'-0"
NOTE: ALL DIMENSIONS ON TOILET ROOM LAYOUTS ARE TO FINISHED FACING TILE WALLS.

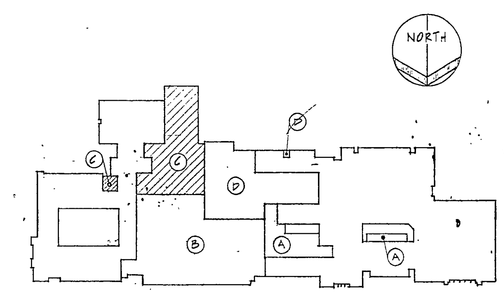

UNIT "C" FIRST FLOOR KEY PLAN
NO SCALE

EVERETT I. BROWN COMPANY -- ARCHITECTS & ENGINEERS
5500 BRADBURY AVENUE — PARK FLETCHER
INDIANAPOLIS INDIANA